

# RELEASE NOTES

MACKIE MASTER FADER APP V3.0 • NOVEMBER 2014

These release notes describe changes and upgrades to the Mackie Master Fader app and DL Series mixer firmware since Version 2.1. For more information, please check out the Reference Guide.

## Supported Devices

Master Fader V3.0 supports operation with DL Series mixers with either Lightning or 30-pin connectors.

Wireless control supported from iPad 2, iPad (3rd generation), iPad (4th generation), iPad mini, iPad mini 2, iPad mini 3, iPad Air and iPad Air 2.

DL series mixers with Lightning dock support wired control from iPad (4th generation), iPad mini (requires optional iPad mini tray accessory) and iPad Air (requires optional iPad Air tray accessory).

DL series mixers with 30-pin dock support wired control from iPad 2 and iPad (3rd generation).

Master Fader requires iOS 7.1 or higher.

## Updating the App

New app releases may be downloaded and installed directly from the iOS device via the App Store or via iTunes on Mac or PC: [Master Fader<sup>1</sup>](http://itunes.apple.com/us/app/mackie-master-fader/id511500747?mt=8)

If you don't know the version you are currently using, go to Tools > Help > About on the app. The version is listed near the top of the screen.

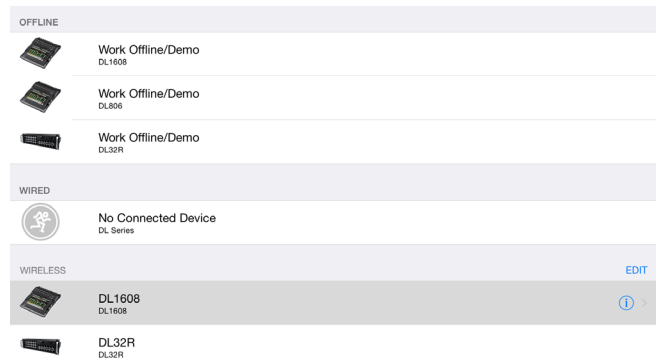
You may be prompted to update the firmware the first time you launch the updated app connected to the DL Series mixer. Simply follow the on-screen instructions. Refer to the Reference Guide for more information.

**NOTE:** iOS8 updates apps automatically. We strongly recommend you disable automatic updates for apps in iOS8. Otherwise you run the risk of a long update occurring right in the middle of a show. Ouch! Simply go to Settings > iTunes & App Store, then turn Updates off. More detailed instructions may be found in Appendix B: iOS Optimizations of the Reference Guide.

## Master Fader V3.0

The following is a list of items that have been added, changed or fixed since Master Fader Version 2.1.

1. **Added online and offline support for the DL32R** [pages 147-154 of the Reference Guide]




2. **Upgraded user interface for faster workflow**

- More information available at a glance for faster navigation.
- New navigation bar with instant access to overview, mixer and channel view.
- Improved current parameter display that reads more clearly and includes channel color.
- Better access to secondary views.
- Updated channel strips provides more channel information at a glance




<sup>1</sup> <http://itunes.apple.com/us/app/mackie-master-fader/id511500747?mt=8>

- Added Overview showing all input and output channels at once for fast, simple navigation



- Added 4 subgroups (6 in DL32R) with stereo linking and dedicated processing on each subgroup [pages 45-47 of the Reference Guide]
- Added 4 VCAs (6 in DL32R) for professional control over groups of channels [pages 45-47 of the Reference Guide]



Subgroup Channel VCA Channel

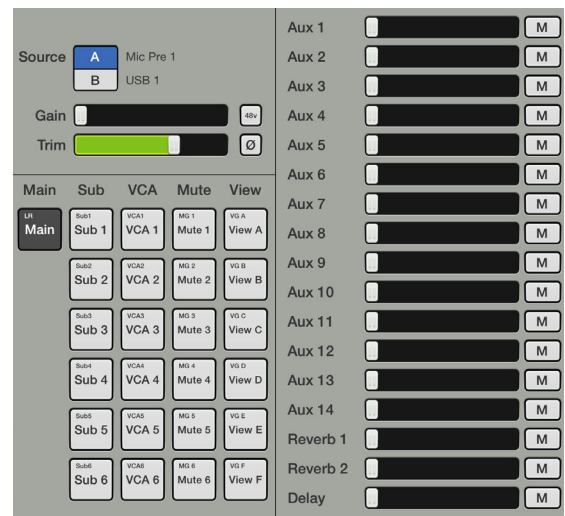
- Added digital control over Mic Pre Gain and 48V in DL32R [page 30 of the Reference Guide]

- Added digital trim on each input, providing additional input gain control when working wirelessly [page 30 of the Reference Guide]


Mic Pre Gain / 48V  
Digital Trim



- Added Routing view providing complete channel routing in one place for inputs, groups and outputs [pages 78-82, 110-114 of the Reference Guide]



- Added Custom Channel colors and Mix colors for visually differentiated channels, groups and outputs [pages 36, 69 of the Reference Guide]



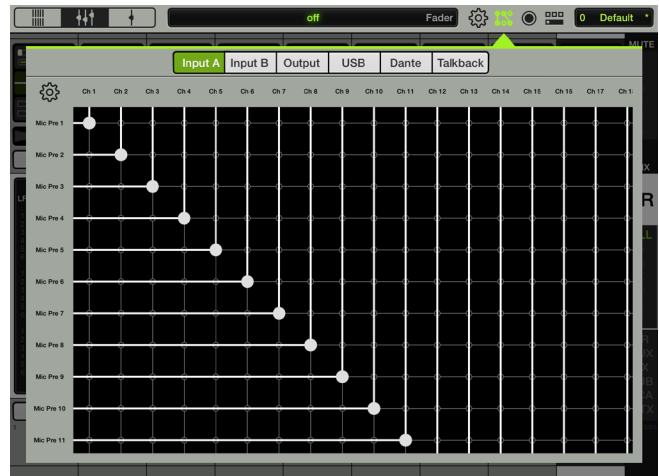
10. Updated Selector area adds mute group and view group controls along with a new Masters selector. Together, these 4 selectors control what inputs and outputs are visible [pages 49-61 of the Reference Guide]



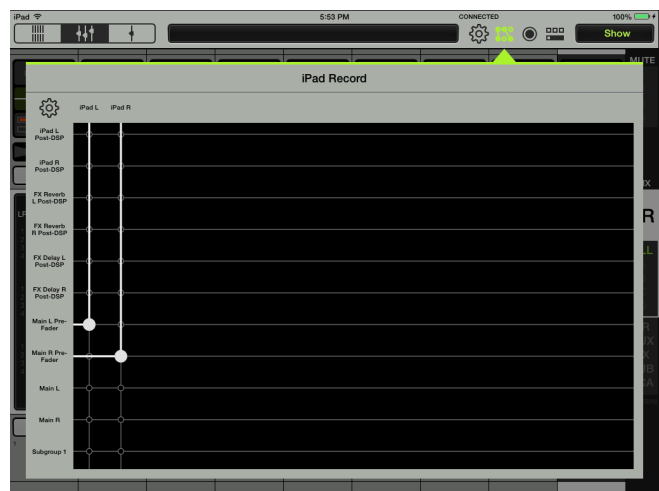
11. Updated Shows view allows user to add a comment to each show. Added created / modified dates to each show for improved organization [page 199 of the Reference Guide]



12. Added full IO Patching to DL32R [pages 164-173 of the Reference Guide]



13. Added flexible Record Output patching with record levels to DL1608/DL806 [pages 174-175 of the Reference Guide]



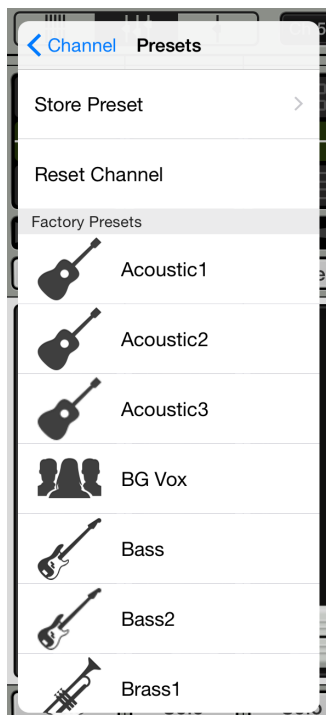
14. Added control of Hard Drive Recording and Playback on DL32R [pages 176-191 of the Reference Guide]



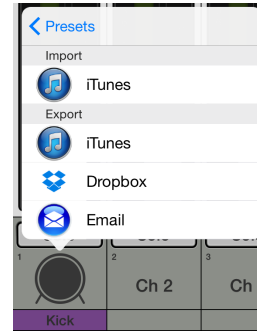
15. **Added talkback controls (DL32R only) and digital level and delay control for headphone output to QAP**  
[pages 195-196 of the Reference Guide]



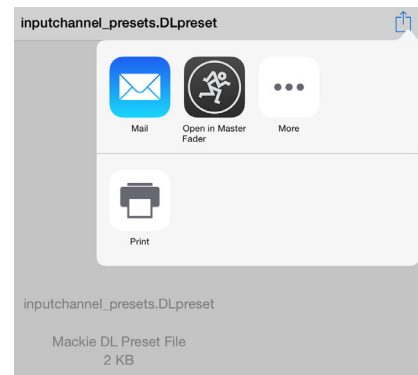
16. **Updated Preset workflow with new location right at the channel**



17. **Added ability to export presets, shows and backups via Dropbox or email**  
[pages 211-218 of the Reference Guide]



18. **Added ability to import presets, shows and backups from 3rd party apps supporting Open In...**  
[pages 211-218 of the Reference Guide]



19. **Bug fixes and stability improvements (including, but not limited to):**

- Fixed a bug where iPad playback could be interrupted by noise or distortion.
- Fixed a bug with how alignment delay is stored in snapshots.
- Fixed a bug where firmware update status could show complete before it really is done.
- Fixed a bug where presets wouldn't store for comp/gate on linked channels.
- Other bug fixes.

## Technical Support

Please contact our splendid Technical Support heroes if you have any questions.

Web: <http://www.mackie.com/support/>

Phone: 800-898-3211  
425-487-4333

During normal business hours,  
Monday-Friday, Pacific Time.